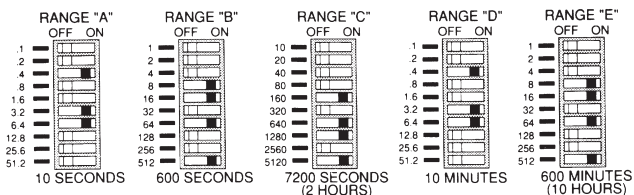
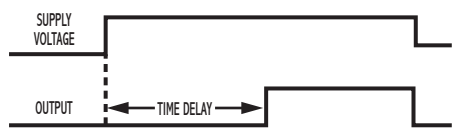


The time delay begins when supply voltage is applied to the input. Upon completion of the delay period, the relay energizes. Reset during or after the delay period is accomplished by removal of the supply voltage. The TBC Series will not false transfer if supply voltage is removed prior to completion of the delay period. A fast recycle time permits accurate, high speed, continuous operation.

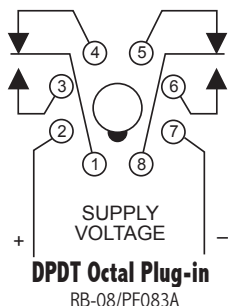
DIP SWITCH OPERATION



Digital selection of the time delay is accomplished by the use of ten (10) binary switches, each marked with a time increment. The time periods, of which there are five (5) ranges, represented by each switch in the ON position is added together to obtain the desired time delay. No more trial-by-error adjustments.



WIRING



MODEL NUMBER

| MODEL NUMBER | TBC | | | | A |
|--|-----|---|--|---|---|
| CONTROL VOLTAGE | | | | | |
| 12 VDC | 12 | D | | | |
| 24 VAC/DC | 24 | A | | | |
| 48 VDC | 48 | D | | | |
| 120 VAC/DC | 120 | A | | | |
| 240 VAC | 240 | A | | | |
| TIME DELAY RANGE | | | | | |
| 0.1 to 102.3 SEC in 0.1 SEC Increments | | | | A | |
| 1.0 to 1,023 SEC in 1.0 SEC Increments | | | | B | |
| 10 to 10,230 SEC in 10 SEC Increments | | | | C | |
| 0.1 to 102.3 MIN in 0.1 MIN Increments | | | | D | |
| 1.0 to 1,023 MIN in 1.0 MIN Increments | | | | E | |
| HOUSING | | | | | A |

CALUS
E55826



On-Delay DIP Switch TDR

SPECIFICATIONS

| | | |
|-------------------------|---|--|
| TIME DELAY RANGE | A | 0.1 to 102.3 SEC in 0.1 SEC Increments |
| | B | 1.0 to 1,023 SEC in 1.0 SEC Increments |
| | C | 10 to 10,230 SEC in 10 SEC Increments |
| | D | 0.1 to 102.3 MIN in 0.1 MIN Increments |
| | E | 1.0 to 1,023 MIN in 1.0 MIN Increments |

OUTPUT RATING 10 A @ 250 VAC or 24 VDC, resistive

ACCURACY Setting $\pm 2\%$ or ± 50 mSEC; whichever is greater
Repeat $\pm 0.1\%$ or ± 8.3 mSEC; whichever is greater

RESET TIMES Before Time Out 100 mSEC
After Time Out 50 mSEC

SUPPLY VOLTAGE 12, 24, 48, 120 or 240 VAC, 50/60 Hz; or DC; $\pm 10\%$

FALSE TRANSFER No

REVERSE POLARITY Yes

PROTECTED

POWER REQUIRED 3 VA, approximately

DUTY CYCLE Continuous

TEMPERATURE RATING Operate 32° to 131°F (0° to +55°C)
Storage -49° to 185°F (-45° to +85°C)

LIFE EXPECTANCY Mechanical 10 million operations, minimum
Electrical 100,000 operations @ rated load

INDICATORS LED glows when relay is energized

ISOLATION 1,500 volts, input/output

WEIGHT 0.35 lbs.

DIMENSIONS (INCHES)

